

!

Colon

Endorectal-Anastomosis vs Laparoscopic Surgery for Rectal Cancer: The ROLARR Randomized Clinical Trial

David Jayne, MD; Alessio Pigazzi, PhD; Helen Marshall, MSc; Julie Croft, BSc; Neil Corrigan, MSc; Joanne Copeland, BSc; Phil Quirke, FMedSci; Nick West, PhD; Tero Rautio, PhD; Niels Thomassen, MD; Henry Tilney, MD; Mark Gudgeon, MS; Paolo Pietro Bianchi, MD; Richard Edlin, PhD; Claire Hulme, PhD; Julia Brown, MSc

IMPORTANCE Robotic rectal cancer surgery is gaining popularity, but limited data are available regarding safety and efficacy.

OBJECTIVE To compare robotic-assisted vs conventional laparoscopic surgery for risk of conversion to open laparotomy among patients undergoing resection for rectal cancer.

DESIGN, SETTING, AND PARTICIPANTS Randomized clinical trial comparing robotic-assisted vs conventional laparoscopic surgery among 471 patients with rectal adenocarcinoma suitable for curative resection conducted at 29 sites across 10 countries, including 40 surgeons. Recruitment of patients was from January 7, 2011, to September 30, 2014, follow-up was conducted at 30 days and 6 months, and final follow-up was on June 16, 2015.

INTERVENTIONS Patients were randomized to robotic-assisted (n = 237) or conventional (n = 234) laparoscopic rectal cancer resection, performed by either high (upper rectum) or low (total rectum) anterior resection or abdominoperineal resection (rectum and perineum).

MAIN OUTCOMES AND MEASURES The primary outcome was conversion to open laparotomy. Secondary end points included intraoperative and postoperative complications, circumferential resection margin positivity (CRM+) and other pathological outcomes, quality of life (36-Item Short Form Survey and 20-item Multidimensional Fatigue Inventory), bladder and sexual dysfunction (International Prostate Symptom Score, International Index of Erectile Function, and Female Sexual Function Index), and oncological outcomes.

RESULTS 191.4 (g) vs 191.9 (40) vs 191.9 (aopents) vs 191.9 (ativ) vs 191.9 (e) vs 191.9 (complications,))



e e f
 e . e ef
 e h e e e f e
 (+; f /),
 e e , (- - h) e -
 e , - , -
 f e , h e f h
 f h f . f h f
 ee h h f h
 h h e f e


12




h , () p () (. %) h e h , h f f - f
() h , () , f , . e h e h e
() e , () , h e (Tab e).
() : e . f (. %) eh e e e - -
f e- e e (F e) , e f (. %) f f

Tab 1. Pa Ba C arac r c, O ra D a ,
a dPa . O c


Variable	Con, en onal Laparo copic S rger	Robo ic-A i ed Laparo copic S rger
(2)	(2)	
(11.)	(10.)	
(%)		
2 (22.2)	(1 .)	
12 (.0)	1 0 (.)	
2 (22.2)	(1 .)	
1 (0.)	0	
(2.1)	2 (0.)	
(%)		
1 (.)	1 1 (.)	
(2.1)	(2.1)	
(%)		
(.2)	(.2)	
2 (.)	0 (.0)	
(2 .)	(22.)	
(1 .2)	1 (1 .)	
10 (.)	(.)	
(.0)	(1.)	
(%)		
10 (.2)	111 (.)	
12 (.)	12 (.2)	
1 (.)	(2.)	
(%)		
(2 .)	2 (2 .2)	




(. . %). h
h e- e e h h e -
e e (e e) h h f
h



e h f
 e h e e- -
 e e . , e
 f h e f
 (,) e -
 e e (,
 -) e e .
 f h h , (.%)
 e h eh h ,
 h ff e h ().
 h h , (.%) e -
 eh h , h ff e h



e , f e h e e e ff-
e f . (% , . .). h -
f h ee f ff e



h - e f f e (h h h
 e e f e e f -) f e -
 e- e e
 h F e . h
 e - h e
 ff e (e e e e e-
 e e) f . (% , .
 . ; P .) , e h e f-
 e ff e h .
 h e f f e (h h h
 e e f e e f -)
 e f f f e (h h h e e -
 f e e f -) f e
 e- e e
 h .
 e h - h e
 e ff e (e e e e-
 e e e) f . (% ,
 . ; P .)
 ff e (e e e e-
 e e) f . (% , .
 P .) , e h ff e h

H a Ec cA a

f
 . h h h e e h e-
 e e (f \$ % ,
 \$ -\$ h h h h e -
 e e (f \$ % , \$ -
 \$ h ff e e f e
 (ff e \$ % , \$ -\$
 P .) . h f h h e -
 f h h (e-
 e e e e e , f-
 f e . % , . .)
 h e f (e- e e
 e e e e , ff -
 e \$ % , \$ -\$.) .
 h e e e e e
 e f e e e e e -
 e e . h h e , h
 e f e e e e
 h h h
 (\$ \$, e) e -
 h e f e e -
 e e (\$ \$, e) .

e e e f (. %) h
 e- e e .

M r a W 30Da P ra
 , h h (. %)
 (eh) . h h -
 e e e .

P ra Badd ra dS a F c
 f- f f e -
 h e f e
 (. %). f- f f e
 e f (. %) f
 (. %). e ef e -
 h h e -
 h h h e e f
 h e e ff e
 f h .

Discussion



(. % . %, e), h -

f f e- e e h -
f eh e eh .
h e f h e
h + (, . %), h eh
h e e
f e e e : , %; , . %;
, % . h e f h f
h , h e
. % . h h
(%) (%),
(. %), h e -
h . ,
f h h e f h h
h e e h h r:
e e e h h e- -
h f e e e e h f
h . f h h e e
h e e f e
e- e e ,
h f h e -
h h f - . h . %, e r f
e
h e f e h h . e
h , h h f -
e e h e- e e . e
e e h h- r e , h . % f
e e e e h

Conclusions

ARTICLE INFORMATION

Accepted for Publication: September 27, 2017.

Author Affiliations: Department of Academic Surgery, Leeds Institute of Biological and Clinical Sciences, University of Leeds, Leeds, United Kingdom (Jayne); Department of Surgery, University of California, Irvine (Pigazzi); Clinical Trials Research Unit, Leeds Institute of Clinical Trials Research, University of Leeds Kingdom (Marshall, Croft, Corrigan, Copeland, Brown); Section of Pathology and Tumour Biology, 570.279(c)- Institute of Cancer and Pathology, University of 570.279(c)-, 570.279(c)-, United Kingdom (Quirke, West); Division of Gastroenterology, Department of Surgery, Oulu University Hospital, Oulu, Finland (Rautio); Aarhus Hospital, Aarhus, Denmark (Thomassen); Frimley Park Hospital, Frimley, United Kingdom (Tilney, Gudgeon); Ospedale Della Misericordia, Grosseto, Italy (Bianchi); School of Population Health, University of Auckland, Auckland, New Zealand (Edlin); Academic Unit of Health Economics, University of Leeds, Leeds, United Kingdom (Hulme).

Author Contributions: Dr Jayne and Mr Corrigan had full access to all of the data in the study and take responsibility for the integrity of the data and the accuracy of the data analysis.

Concept and design:

of stage II or III rectal cancer on pathologic outcomes: the ACOSOG Z6051 randomized clinical trial. *JAMA*. 2015;314(13):1346-1355.

5. Pigazzi A, Luca F, Patrì A, et al. Multicentric study on robotic tumor-specific mesorectal excision for the treatment of rectal cancer. *Ann Surg Oncol*. 2010;17(6):1614-1620.

6. Baik SH, Kwon HY, Kim JS, et al. Robotic versus laparoscopic low anterior resection of rectal cancer: short-term outcome of a prospective comparative study. *Ann Surg Oncol*. 2009;16(6):1480-1487.

7. Ortiz-Oshiro E, Sánchez-Egido I, Moreno-Sierra J, Pérez CF, Díaz JS, Fernández-Represa JÁ. Robotic assistance may reduce conversion to open in rectal carcinoma laparoscopic surgery: systematic review and meta-analysis.